

Designer Development Course



London Fields
Design School

Contents.

III

Welcome to the Designer Development Course.

IV

Why London Fields Design School?

V

Commitment & Who Should Take This course?

VI

Study Style, Course Structure & Outcomes.

VII

Internships, Employment & Business Support.

IX

Where You Will Study & Investment.

X

Our Lecturers.

XI

Student Work & Testimonials.

XIV

Our Community & Surrounding Area.

XVI

Our Corporate Clients.

Get a head start in the design industries.



Welcome to the Designer Development Course.

Launching the careers of diverse, talented and ambitious designers.

London Fields Design School was founded by Ben Taylor, who has over 15 years of experience running design courses, setting up businesses and creating across spatial, 3D and graphic design sectors. With his passion and knowledge, he developed an innovative programme that provides the structure and guidance needed to build a professional skill set for those seeking a career in design.

We have helped hundreds of students break into fulfilling careers across the creative industries, including architecture, interior, landscape, furniture, graphic, and product design. Our students gain the most in-demand technical skills, a professional portfolio, internships, connections in the creative industries, employment and help setting up their own companies.



Revit



SketchUp



Vectorworks



Rhino



After Effects



Illustrator



InDesign



Photoshop



AutoCAD 2D



Cinema 4D



3D Printing

Why London Fields Design School?

Our admissions criteria are simple. We only ask that students have a passion for design and dedication to their own creative and career development. We provide the structure, support and accountability to make your aspirations a reality. With us, you could be ready in as little as 6 months to take on paid employment, freelance work, or even start the creative business you've always dreamt of.





Commitment.

Our commitment is to train you in the software skills that employers need, to mentor you on your career pathway, help you build your professional portfolio and to ensure that you have invaluable industry experience. Providing you with a flexible and adaptable learning environment, we will help you grow your ambitions as a designer.

Your commitment to us is to be curious, passionate and hard-working throughout your journey.

Who should take this course?

We are the right place for creatives seeking an affordable alternative to university. For people wanting a career change and for those with no previous design experience, we can provide the tools to enhance your designer skill set.

Unlike other courses, we don't require a portfolio for admission. We are a direct pathway in to the design industry for a diverse range of people.

We understand that big decisions come with their challenges. That's why we've created a course that can be tailored around your needs and lifestyle.



Study Style.

We offer you maximum flexibility with your study schedule. Choose your own pace and complete the course within a 6 month to 2 year timeframe. Study in-class, live online or blended learning. Study in the daytime, evening or a combination of both. Plan unit dates that fit around your existing commitments.

Whichever format you choose, you'll have the same curriculum and the same immersive learning experience delivered by multiple industry professionals.



Course Structure & Outcomes.

You will train in the most in-demand software, starting as a beginner and leaving as a confident user. With the guidance of our tutors and mentors, you will develop industry-relevant projects using the software skills you've gained. By the end of your course at LFDS, you will have built a professional portfolio, earned 20 separate software certifications and our Designer Development Certification.

Our Designer Development Course is designed around your availability.

Design Briefs, Synthesising Research & Sketchbook Development

1 Day or 2 Evenings

Design History

1 Day or 2 Evenings

Studio Visits & Designer Interviews

Self-Directed

Revit Introduction to Intermediate

3 Days or 5 Evenings

Revit Intermediate to Advanced

3 Days or 5 Evenings

Vectorworks Introduction to Intermediate

3 Days or 5 Evenings

Vectorworks Intermediate to Advanced

3 Days or 5 Evenings

SketchUp Introduction to Intermediate

3 Days or 5 Evenings

SketchUp Intermediate to Advanced

3 Days or 5 Evenings

AutoCAD 2D Introduction to Intermediate

3 Days or 5 Evenings

AutoCAD 2D Intermediate to Advanced

3 Days or 5 Evenings

Cinema 4D Introduction to Intermediate

3 Days or 5 Evenings

Rhino Introduction to Intermediate

3 Days or 5 Evenings

3D Printing Introduction

2 Days or 4 Evenings

3D Printing Intermediate

2 Days or 4 Evenings

Photoshop Introduction

2 Days or 4 Evenings

Photoshop Intermediate

2 Days or 4 Evenings

InDesign Introduction

2 Days or 4 Evenings

InDesign Intermediate

2 Days or 4 Evenings

Illustrator Introduction

2 Days or 4 Evenings

Illustrator Intermediate

2 Days or 4 Evenings

After Effects Introduction

2 Days or 4 Evenings

After Effects Intermediate

2 Days or 4 Evenings

Graphic Design, Illustration & Advanced Adobe Workshops

Monthly Sessions

Business Development & Freelancing

1 Day or 2 Evenings

Personal Branding & Website Design

1 Day or 2 Evenings

Self-Directed Practice & Portfolio Development

450 - 750 Hours

Internships & Professional Practice

10 - 20 Days

1-2-1 Mentorship Tutorials

Monthly meetings telephone & email support

Group Tutorials

Supportive cohort meetings throughout the course



Internships, Employment & Business Support.

A key part of our Designer Development Course is gaining you professional experience. Drawing from our established network, we find you work placements, internship opportunities and freelance work. This is dependent on how hard you work and the quality of your portfolio. You will gain insight into real studio practice, learn on the job and build invaluable professional connections. Your career will usually start by supporting small design studios that have not implemented design software properly, if at all. From there, your confidence will build and opportunities broaden.

As you develop your technical skills as a designer, we will work with you to identify the best career path for you. As a cross-disciplinary designer in a dynamic industry, you will be ready to move into a range of employed or freelance roles. These include, but are not limited to: architectural visualiser, interior designer, landscape designer, CAD technician, graphic designer, digital designer, furniture designer, jewellery designer, model maker or 3D printing specialist.

Where you will study.

You will be welcomed into our lively, light-filled studio, right in the heart of Hackney. With access to computers, 3D printers and supporting learning material, you will be able to practise your skills during and outside of class time. You will learn in a creative studio environment, surrounded by like-minded people and supported by our friendly studio team. Whether online or in the studio, our aim is to make you feel part of our community. Many of our design software units are also attended by designers and creative business owners who have booked a place through our sister company, London Software Training. Past LFDS students have taken the opportunity to network in class and gain internships and employment with these organisations.

Investment.

We offer flexible payment options to help you manage your course fees.

You can pay in full or spread the cost over 3 months interest-free or up to 12 months at 8% APR.

**£6,750 -
Live online**

**£7,500 -
In-class and blended learning**



**LONDON
FIELDS
DESIGN
SCHOOL**

**LONDON
SOFTWARE
TRAINING**

**TAYLOR
HAWKES
DESIGN**

Our Lecturers.



Ben Taylor

Founder and director of London Fields Design School, Taylor Hawkes Design and London Software Training, his passion is helping people land their dream job.

Course Director



Amr Taha

Winner of numerous international design competitions. With 7 years of teaching experience, Amr's research is related to building energy performance.

AutoCAD 2D, Revit and SketchUp



Fady Sherif

Founder of V7 Architects, Assistant Lecturer at the Department of Architecture at Cairo University and Architectural Engineering PhD student at UCL.

AutoCAD 2D, Revit and SketchUp



Emanuel Santos

As a freelance designer, Emanuel has worked with major clients such as The Sunday Times, Harper Collins, Financial Times and many more.

Photoshop and InDesign



Dani Fish

Completing his MA at Royal College of Art in Animation, Dani is a freelance motion designer with a large client base and a commendable tutor here at LFDS.

Illustrator and AfterEffects



Luisa Pires

Having a background and master's in Architecture, Luisa has advanced these skills to the sustainability and fabrication technologies of 3D Printing.

3D Printing and Rhino



Liam Mason

Studying Environmental Science at Queen Mary's, Liam focuses on architecture and 3D programmes. He works with large clients and a number of outdoor festivals.


Vectorworks, SketchUp and Revit



Matt Gilbert

Founder of Animaro Design Studio. Matt combines art and engineering to create playful moving furniture. He takes everyday objects and adds greater dimension to them.

3D Printing and Rhino



Student Showcase

Student Work & Testimonials.



"I started the course as I hadn't studied a design degree which I regretted. I came across LFDS, which looked even better than what you are taught in a 3 year diploma at a fraction of the price. Ben has supported me throughout with my creative freelancing."

Amelia D.



"Through LFDS, I managed to get a role at an interior design company."

Chris E.



"LFDS filled me with the belief that I can get back into my dream design career, something that I had left behind. I became a lot more confident with my skills and direction and within 2 weeks of my last units, I gained employment."

Adrian T.



"Having worked in the service industry for several years, I was stuck in a rut and keen to work in design. Throughout my studies at London Fields Design School, I was motivated and supported to push myself and reach out to my dream companies. Covering all of the key software to such a high level, meant that I was an immediate asset to potential employers. After graduating I secured a full-time job! I would highly recommend!"

Ricardo N.





"I had completed a creative degree back in 2008 and slowly moved into an unfulfilling career in finance. The team at London Fields Design School supported my development and equipped me with the technical skills, portfolio and encouragement needed to work in design."

Leo B.



"LFDS arranged work experience with two local interior design studios, giving me the insight and confidence I needed. I'm now set up and charging clients for residential design schemes, visualisations and CAD drawings. Study here if you're serious about getting into work, a lovely team who go all out to get you into your ideal role."

Amber R.



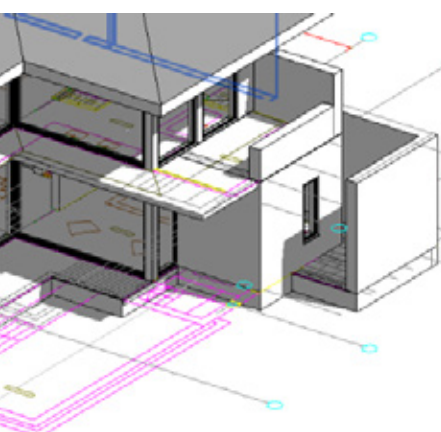
"Wonderful tutoring. Great setting with a relaxed learning atmosphere! I would definitely recommend LFDS for anyone looking to gain an advantage in the creative industry!"

David O.



"The facilities are very comfortable, well equipped and the environment is great. Nice teachers and a well designed programme. Highly recommend it."

Ricardo B.




Student Showcase



"Fantastic design school, LFDS's Designer Development Course is excellent and the whole team at the school supports your learning and career goals."

Andy W.







Our Community.

London Fields has the highest proportion of creatives per square meter than anywhere else in the rest of the country.

Situated in London Fields, our school is at the heart of the local creative community. The area is vibrant and bursting with design studios, independent businesses and entrepreneurs. Here, you will have the opportunity to draw inspiration from your surroundings and build a network that will help support you in your future creative endeavours.

Get immersed among our neighbours who are architects, interior, furniture, exhibition, fashion and graphic designers, as well as a community of independent creative businesses and entrepreneurs. Integrate into the community and gain the opportunity to collaborate with these creative businesses!





Mare Street Market

Surrounding Area.



Broadway Market

Mare Street Market is an ideal spot to grab lunch, dinner or even to enjoy a cup of coffee before your classes start. Located just a short two minute walk from the LFDS studio, Mare Street Market is a vibrant, energetic addition to the London Fields area. The market's decor embraces its warehouse structure with high ceilings, an open plan and bursting with natural light from the windows.



E5 Bakehouse

Broadway Market is a Victorian street market that has been open to market traders since the 1890s, made up of over 70 shops, cafes and restaurants, in addition to their famous Saturday market. Located opposite our studio, the market is an energetic, bustling hub for London Fields locals, creatives and hipsters, making Broadway Market a great place to visit during your breaks.



London Fields Lido



Climpson & Sons Café



Netil360



Night Tales Loft

Mare Street Market - 117 Mare Street, E8 4RU

Broadway Market - London Fields, E8 4PH

E5 Bakehouse - 396 Mentmore Terrace, E8 3PH

London Fields Lido - London Fields West Side, E8 3EU

Climpson & Sons Café - 67 Broadway Market, E8 4PH

Netil360 - 1 Westgate Street, E8 3RL

Night Tales Loft - 207, 1 Westgate Street, E8 3RL

BURBERRY
LONDON ENGLAND

Alexander
McQUEEN

SELFRIDGES & CO GREEN MAN



HARVEY
NICHOLS

The British
Museum



S&Y architects

The
chemical
brothers



Live
Union



National
Portrait
Gallery



ual:

Enigma

.TAG



Our Corporate Clients.

Over the past 11 years we've worked with thousands of creative businesses and companies that have looked to bring high quality design software skills in-house. When you are learning at London Fields Design School, you will also be in the classroom with interior, furniture, architectural, jewellery, fashion and graphic designers, as well as artists and business owners. Our training is held up to the highest standards by top companies across the UK and Europe.



London Fields Design School.
17 Sheep Lane, London, E8 3FA
Web: lfdesignschool.co.uk

